



Brussels, **XXX**
[...](2018) **XXX** draft

ANNEXES 1 to 9

ANNEXES

to the

COMMISSION DELEGATED REGULATION (EU) .../...

supplementing Regulation (EU) 2017/1369 of the European Parliament and of the Council with regard to energy labelling of refrigerating appliances with a direct sales function

ANNEX I

Definitions applicable for the Annexes

- (1) ‘annual energy consumption’ (*AE*) means the average daily energy consumption multiplied with 365 (days per year) expressed in kilowatt hour (kWh), calculated in accordance with point 2(b) of Annex III;
- (2) ‘daily energy consumption’ (*E_{daily}*) means the electricity used by a refrigerating appliance with a direct sales function over 24 hours at reference conditions, expressed in kilowatt hour per day (kWh/24h);
- (3) ‘operating temperature’ means the reference temperature inside a compartment during testing;
- (4) ‘standard annual energy consumption’ (*SAE*) means the reference annual energy consumption of a refrigeration appliance, expressed in kilowatt hour (kWh), calculated in accordance with point 2(c) of Annex IV;
- (5) ‘M’ and ‘N’ means modelling parameters that take into account the volume-dependence of the energy use, with values as set out in Table 3, Annex IV;
- (6) ‘beverage cooler’ means a refrigerating appliance with a direct sales function designed to cool at a specified speed, packaged non-perishable beverages loaded at ambient temperature, for sale at specified temperatures below the ambient temperature, which allows access the beverages directly through open sides or through one or more doors, drawers or both. The temperature inside the cooler may be allowed to increase during periods of no demand, for the purpose of energy saving, in view of the non-perishable nature of beverages;
- (7) ‘multi-temperature vending machine’ means a refrigerated vending machine including at least two compartments with different operating temperatures;
- (8) ‘ice-cream freezer’ means a horizontal closed cabinet intended to store and/or display and sell pre-packed ice cream, where access by the consumer to the pre-packed ice-cream is achieved by opening a solid or transparent lid from the top, with a net volume ≤ 600 litres (l) and, only in the case of transparent lid ice-cream freezers, a net volume divided by the TDA $\geq 0,35$ meter (m);
- (9) ‘transparent lid’ means a door made of a transparent material that allows the user to clearly see items through it;
- (10) ‘total display area (TDA)’ means the total visible items area, including visible area through glazing, defined by the sum of horizontal and vertical projected surface areas of the net volume, expressed in dm³ or liters;
- (11) ‘gelato-scooping cabinet’ means a refrigerating appliance with a direct sales function in which ice-cream can be stored, displayed and scooped, within prescribed temperature limits;
- (12) ‘semi-vertical cabinet’ means a vertical cabinet whose overall height does not exceed 1,5 meter (m) and that has either a vertical or inclined display opening;
- (13) ‘combined cabinet’ means a refrigerating appliance with a direct sales function which combines display and opening directions from a vertical, a horizontal or a semi-vertical cabinet;
- (14) ‘supermarket cabinet’ means a refrigerating appliance with a direct sales function intended for the sale and display of items in retail applications, such as in

supermarkets, including refrigerator or freezers but excluding beverage coolers, refrigerated vending machines, gelato-scooping cabinets and ice-cream freezers;

- (15) 'roll-in cabinet' means a cabinet which enables goods to be displayed directly on their pallets or rolls which can be placed inside by lifting, swinging, or removing the lower front part, where fitted;
- (16) 'M-package' means a test package fitted with a temperature measuring device;
- (17) 'global warming potential' (*GWP*) means the climatic warming potential of a greenhouse gas relative to that of carbon dioxide (CO₂), calculated in terms of the 100-year warming potential of one kilogram of a greenhouse gas related to one kilogram of CO₂, as set out in Regulation (EU) No 517/2014;
- (18) 'blowing agent' means the gas trapped in the bubbles forming the insulation panel (typically PUR foams in a closed-cell shape) of a cabinet, this gas expands to support the structure and gives it insulating properties;
- (19) 'display mechanism' means any screen, including tactile screen, or other visual technology used for displaying internet content to users;
- (20) 'tactile screen' means a screen responding to touch, such as that of a tablet computer, slate computer or a smartphone;
- (21) 'nested display' means a visual interface where an image or data set is accessed by a mouse click, mouse roll-over or tactile screen expansion of another image or data set;
- (22) 'alternative text' means text provided as an alternative to a graphic allowing information to be presented in non- graphical form where display devices cannot render the graphic or as an aid to accessibility such as input to voice synthesis applications.

ANNEX II
Energy efficiency classes

The energy efficiency class of a refrigerating appliance with a direct sales function shall be determined on the basis of its EEI as set out in Table 1.

Table 1: Energy efficiency classes of refrigerating appliances with a direct sales function

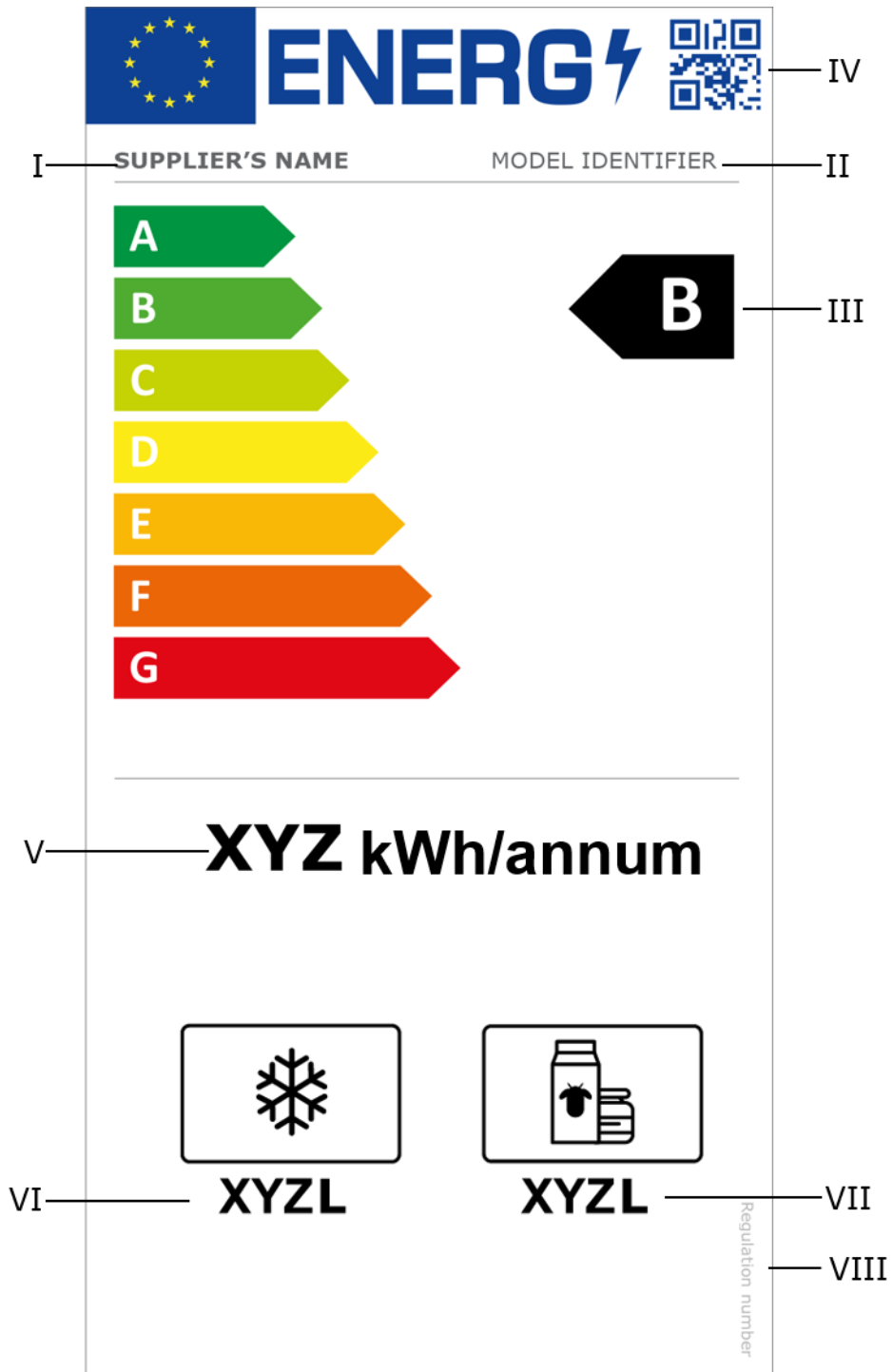
Energy Efficiency Class	EEI
A	$EEI < 10$
B	$10 \leq EEI < 20$
C	$20 \leq EEI < 35$
D	$35 \leq EEI < 50$
E	$50 \leq EEI < 65$
F	$65 \leq EEI < 80$
G	$EEI \geq 80$

The Energy EEI of a refrigerating appliance with a direct sales function shall be determined in accordance with point 2 of Annex IV.

ANNEX III

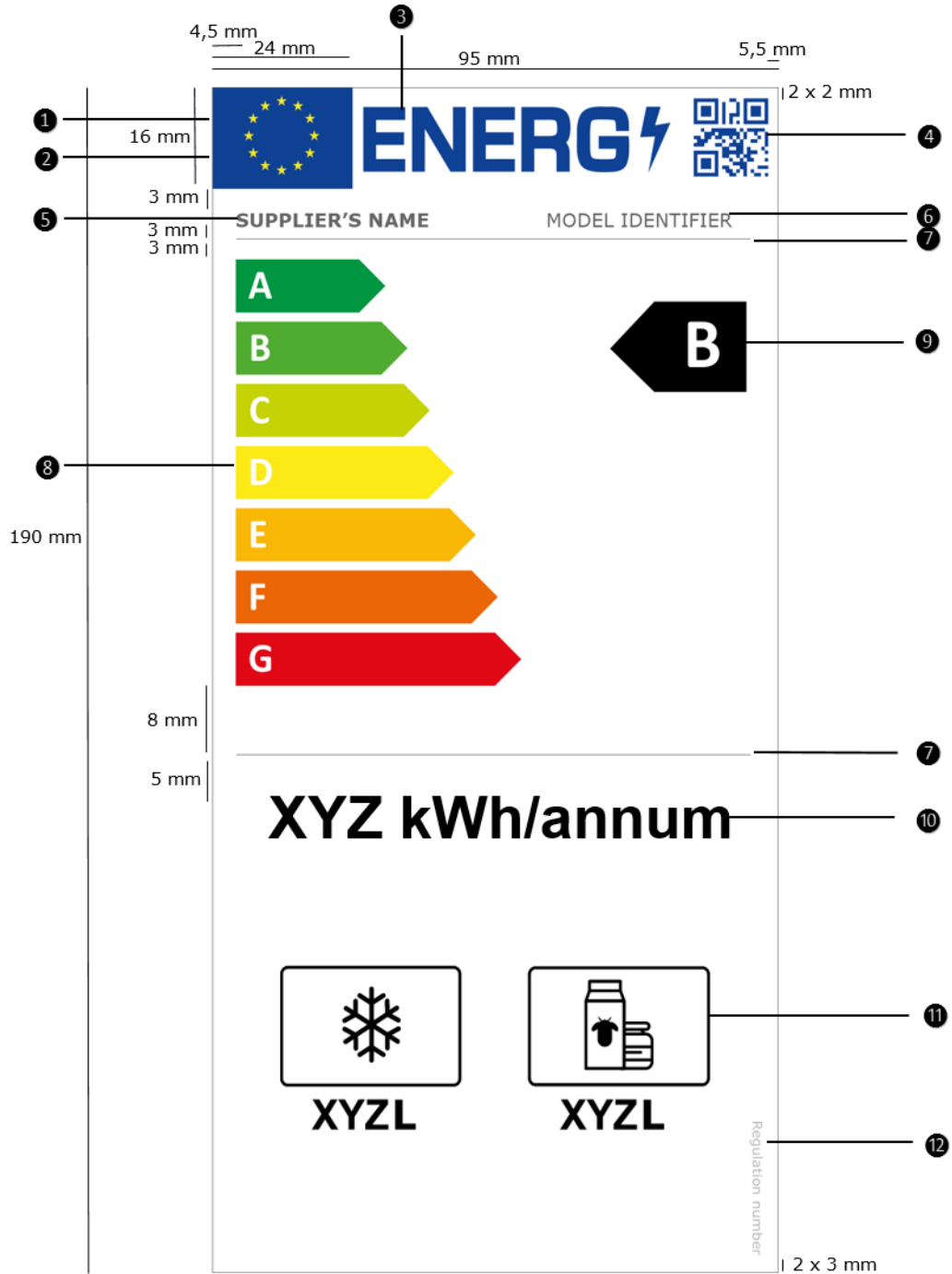
Label for refrigerating appliances with a direct sales function

1. Label:



2. The following information shall be included in the label:
- I. supplier's name or trade mark;
 - II. supplier's model identifier;
 - III. the energy efficiency class; the head of the arrow containing the energy efficiency class of the refrigerating appliance with a direct sales function shall be placed at the same height as the head of the arrow of the relevant energy efficiency class;
 - IV. QR-code, linking to the model information available in the public part of the product database;
 - V. *AE* in kWh per year and rounded to the nearest integer;
 - VI.
 - for beverage coolers: the sum of the gross volumes of all compartments with frozen operating temperatures, expressed in litres (l) and rounded to the nearest integer;
 - for ice cream freezers and vending machines: the sum of the net volumes of all compartments with frozen operating temperatures, expressed in litres (l) and rounded to the nearest integer;
 - for all other refrigerating appliances with a direct sales function: the sum of the display areas with frozen operating temperatures, expressed in litres (l) and rounded to the nearest integer;
 - if the refrigerating appliance with a direct sales function does not contain compartments with frozen operating temperatures the icon and the values in litres in VI can be omitted;
 - VII.
 - for beverage coolers: the sum of the gross volumes of all compartments with chilled operating temperatures, expressed in litres (l) and rounded to the nearest integer;
 - for ice cream freezers and vending machines: the sum of the net volumes of all compartments with chilled operating temperatures, expressed in litres (l) and rounded to the nearest integer;
 - for all other refrigerating appliances with a direct sales function: the sum of the display areas with chilled operating temperatures, expressed in litres (l) and rounded to the nearest integer;
 - if the refrigerating appliance with a direct sales function does not contain compartments with chilled operating temperatures the icon and the values in litres in VII can be omitted;
 - VIII. the number of this Regulation, that is *[OP – please insert the references of this Regulation]*.

3. Label design



3.1. Description


Whereby:

- (a) The background of the label shall be white.
- (b) The single typeface shall be Verdana.
- (c) Colours shall be CMYK – cyan, magenta, yellow and black, following this example: 0,70,100,0: 0 % cyan, 70 % magenta, 100 % yellow, 0 % black.
- (d) The label shall fulfil all the following requirements (numbers refer to the numbers in the black bullets in the figure above):
 - (1) the border of the label shall have weight of 1 pt;
 - (2) the colour of the background of the EU logo shall be 100,80,0,0 and the colour of the stars shall be 0,0,100,0;
 - (3) the colour of the energy logo shall be 100,80,0,0;
 - (4) the colour of the QR code shall be 100,80,0,0;
 - (5) the supplier's name shall be in colour black and in font bold, 9 pt;
 - (6) the model identifier shall be in colour black and in font regular, 9 pt;
 - (7) the dividers shall be 86 mm wide and have a weight of 1 pt. The colour of the divider shall be 39,4,0,62;
 - (8) the A to G scale shall be as follows:
 - the colour of the energy rating scale shall be white and font bold, 19 pt;
 - the dimensions and colours of the energy rating scale shall be as follows:

Rating scale and class	Colours (CMYK)
<p>The diagram shows a vertical energy rating scale with seven classes, A through G, represented by horizontal arrows pointing to the right. The arrows are colored as follows: A (dark green), B (medium green), C (light green), D (yellow), E (orange), F (red-orange), and G (red). The total height of the scale is 69 mm. The width of each class is indicated by a horizontal line above or below the arrow: A (23 mm), B (29 mm), C (33 mm), D (36 mm), E (40 mm), F (44 mm), and G (48 mm). The height of each class is 1,5 mm. The background of the scale is white.</p>	A-class: 100,0,100,0
	B-class: 70,0,100,0
	C-class: 30,0,100,0
	D-class: 0,0,100,0
	E-class: 0,30,100,0
	F-class: 0,70,100,0
	G-class: 0,100,100,0

(9) the energy efficiency class shall be as follows:


- the colour of the letter shall be white and the font shall be in font bold, 33 pt and positioned in such a way that the edges of the rating scale arrow and the energy efficiency class arrow are aligned;
- the dimensions and colour shall be as follows:

Rating scale and class	Colours (CMYK)
	The arrow: 0,0,0,100

(10) the annual energy consumption and kWh shall be in font bold, 26 pt; 'annum' shall be in font bold, 16 pt; and the text shall be centred;

(11) the pictograms shall be as follows:

- the dimensions and the colours shall be as follows:

Rating scale and class	Colours (CMYK)
	Pictogram: 0,0,0,100

- the text under the pictogram shall be in colour black, in font bold, 12 pt and shall be centred under the pictogram.

(12) the numbering of the regulation shall be in colour 0,0,0,100 and in font regular, 6 pt.

(e) If the label is printed over 95 mm wide and over 190 mm high, its content shall nevertheless be proportionate to the specifications above.

ANNEX IV

Measurement and calculation methods

For the purposes of compliance and verification of compliance with the requirements of this Regulation, measurements and calculations shall be made using harmonised standards, or other reliable, accurate and reproducible methods, which take into account the generally recognised state-of-the-art methods and are in line with the following provisions set out below. The reference numbers of these harmonised standards have been published for this purpose in the *Official Journal of the European Union*.

1. General conditions for testing:
 - (a) the ambient conditions shall correspond to Set 1 as set out in Table 2, except for small ice-cream freezers and gelato scooping cabinets which shall be tested in ambient conditions corresponding to Set 2 set out in Table 2;
 - (b) where a compartment can be set to different temperatures, it shall be tested at the lowest operating temperature;
 - (c) refrigerated vending machines with compartments with variable volumes shall be tested with the volume of the compartment with the highest operating temperature is adjusted to its minimum volume.

Table 2: Ambient conditions

	Dry bulb temperature, °C	Relative humidity, %	Dew point, °C	Water vapour mass in dry air, g/kg
Set 1	25	60	16,7	12,0
Set 2	30	55	20,0	14,8

2. Determination of the EEI:
 - (a) For all refrigerating appliances with a direct sales function, the EEI, expressed in % and rounded to the first decimal place, compares the *AE* (in kWh/a) with the reference *SAE* (in kWh/a) and is calculated as:

$$EEI = AE / SAE.$$

- (b) The *AE*, expressed in kWh/a and rounded to two decimal places, is calculated as follows:

$$AE = 365 \cdot E_{daily};$$

with:

AE is the sum of the *AE* of all compartments of the cabinet;

E_{daily} is the energy consumption of the cabinet over 24 hours, expressed in kWh/24h and rounded to three decimal places.

The *SAE*, expressed in kWh/a and rounded to two decimal places, is calculated as follows. For cabinets with multiple temperature classes, the *SAE* is calculated separately for each compartment and added together to obtain the total *SAE* of the cabinet.

$$SAE = (M + N \cdot Y) \cdot 365 \cdot C \cdot P$$

with:

- (1) M and N are the coefficient values of the modelling parameters per cabinet type and are given in Table 3. For roll-in cabinets the values in Table 3 shall apply from 1 September 2023; from 1 September 2020 to 31 August 2023 the values for roll-in cabinets shall be $M = 9,2$ and $N = 11,6$.

Table 3: M and N coefficient values of the modelling parameters

Category	Value for M	Value for N
Beverage coolers	2,1	0,006
Ice-cream freezers	2,0	0,009
Refrigerated vending machines	4,1	0,004
Gelato-scooping cabinets	25	30,4
Vertical, semi-vertical and combined supermarket refrigerator cabinets	9,1*	9,1*
Horizontal supermarket refrigerator cabinets	3,7	3,5
Vertical, semi-vertical and combined supermarket freezer cabinets	7,5	19,3
Horizontal supermarket freezer cabinets	4,0	10,3

- (2) C is the temperature coefficient value per cabinet type and the values are given in Table 4.
- (3) as regards the coefficient Y:
 - (a) for beverage coolers:

Y is the equivalent volume of the appliance (Veq), calculated as follows:

$$Y = Veq = GrossVolume \cdot ((25 - Tc)/20) \cdot Cc$$

where Tc is the average compartment classification temperature of the compartment and Cc is the climate class factor. The values for Tc are set out in Table 5. The values for Cc are set out in Table 6.

Table 4: Temperature coefficient values, C

(a) Supermarket cabinets					
Category	Name of the class**	Highest temperature of warmest M-package (°C)	Lowest temperature of coldest M-package (°C)	Highest minimum temperature of all M-package (°C)	Value for C
Vertical, semi-vertical and combined supermarket refrigerator cabinet	M2	$\leq +7$	≥ -1	n.a.	1
	H1 and H2	$\leq +10$	≥ -1	n.a.	0,82
	M1	$\leq +5$	≥ -1	n.a.	1,15
Horizontal supermarket refrigerator cabinets	M2	$\leq +7$	≥ -1	n.a.	1
	H1 and H2	$\leq +10$	≥ -1	n.a.	0,92
	M1	$\leq +5$	≥ -1	n.a.	1,08
Vertical, semi-vertical and combined supermarket freezer cabinets	L1	≤ -15	n.a.	≤ -18	1
	L2	≤ -12	n.a.	≤ -18	0,9
	L3	≤ -12	n.a.	≤ -15	0,9
Horizontal supermarket freezer cabinets	L1	≤ -15	n.a.	≤ -18	1
	L2	≤ -12	n.a.	≤ -18	0,92
	L3	≤ -12	n.a.	≤ -15	0,92
(b) Refrigerated vending machines					
Category	Name of the class***	Maximum measured product temperature (T_V) (°C)		Value for C	
Refrigerated vending machine	Category 1	7		$1+(12-T_V)/25$	
	Category 2	12			
	Category 3	3			
	Category 4	$(T_{V1}+T_{V2})/2$			
	Category 5	25			
	Category 6	$(T_{V1}+T_{V2})/2$			
(c) other appliances					
Category			Value for C		
Other appliances			1		
<p><i>Notes:</i></p> <p>* For multi-temperature vending machines, T_V shall be the average of T_{V1} (the maximum measured product temperature in the warmest compartment) and T_{V2} (the maximum measured product temperature in the coldest compartment).</p> <p>** Following EN ISO 23953-2:2015.</p> <p>*** Following EN 50597:2018.</p> <p>n.a = not applicable</p>					

Table 5: T_c values for beverage coolers

<i>Class of the beverage cooler*</i>	<i>T_c (°C)</i>
K1	+3,5
K2	+2,5
K3	-1
K4	+5

Note:
*The classes of the beverage cooler are defined according to EN 16902.

Table 6: C_c values for beverage coolers

<i>Warmest temperature of the beverage cooler (°C)</i>	<i>Relative humidity of the beverage cooler (%)</i>	<i>C_c</i>
+25	60	1,00
+32	65	1,05
+40	75	1,10

(b) for ice-cream freezers:

Y is the equivalent volume of the appliance (V_{eq}), calculated as follows:

$$Y = V_{eq} = \text{NetVolume} \cdot ((12 - T_c)/30) \cdot C_c$$

where T_c is the average compartment classification temperature of the compartment and C_c is the climate class factor. The values for T_c are set out in Table 7. The values for C_c are set out in Table 8.

Table 7: T_c values for ice-cream freezers

<i>Class of the ice-cream freezer</i>		<i>T_c (°C)</i>
<i>Warmest M-package temperature colder or equal to in all tests (except lid opening test) (°C)</i>	<i>Warmest M-package maximum temperature rise allowed during the lid opening test (°C)</i>	
-18	2	-18
-7	2	-7

Table 8: Cc values for ice-cream freezers

<i>Ice-cream freezer type</i>	<i>Operating conditions of the ice-cream freezer</i>				<i>Cc</i>
	<i>Minimum</i>		<i>Maximum</i>		
	<i>Temperature (°C)</i>	<i>Relative humidity (%)</i>	<i>Temperature (°C)</i>	<i>Relative humidity (%)</i>	
Ice-cream freezer with transparent lid	16	80	30	55	1,00
			35	75	1,10
			40	40	1,20
Ice-cream freezer with solid lid	16	80	30	55	1,00
			35	75	1,04
			40	40	1,10

(c) for refrigerated vending machines:

Y is the volume of the appliance, which is the sum of the volumes of all compartments of the cabinet, expressed in litres. For refrigerated vending machines the net volume shall be used and only those compartments that are directly available for vending without service visit shall be taken into account.

(d) for all other cabinets:

Y is the TDA, which is the sum of the display areas of all compartments of the cabinet, expressed in square meters (m²).

(4) P is the coefficient to distinguish between remote and integral cabinets. The values for P are set out in Table 9.

Table 9: P values

<i>Cabinet type</i>	<i>P</i>
Non-remote supermarket cabinets	1,10
Other cabinets	1,00

ANNEX V
Product information sheet

1. The information in the product information sheet of refrigerating appliances with a direct sales function shall be provided in the order and according to the information set out in Table 10.

Table 10: Information requirements for refrigerating appliances with a direct sales function

Supplier's name or trademark:	
Supplier's address:	
Model identifier:	
Model(s): [information identifying the model(s) to which the information relates]	
Use:	Display and sale
Climate class for which energy test results are declared:	[Set 1 / Set 2]
Classification according to temperature [class name (L1, M1, M2 etc. according to Table 4 in Annex IV) and the standard minimum / maximum temperature of the class. Where the cabinet has different compartments working at different temperatures, or a compartment can be set to different temperatures, all the respective class names and standard minimum/maximum temperatures shall be provided]:	[First compartment] [Lowest temperature class name] [x,x °C / x,x °C] ... [Last temperature class name] [x,x °C / x,x °C] [...] [Last compartment] [...]
Category / subcategory [as applicable, at least the following categorisation shall be indicated, further subcategorisation is allowed]:	[Supermarket cabinet , including subcategory: e.g. horizontal / vertical / semi-vertical, remote / integral, roll-in -Beverage cooler - Ice-cream freezer -Refrigerated vending machine, including subcategory or description: e.g. closed fronted can & bottle; glass fronted can & bottle, confectionary and snack; multi-temperature glass fronted - Gelato-scooping cabinet]

<p>Refrigerant fluid(s) [In the case of remote cabinets, state the fluid used for the test and/or for which the declared energy data is valid]: [category (e.g. HC, HFC), name (e.g. R290, R134a) and GWP of the fluid supplied in the cabinet]</p> <p>Refrigerant charge [for integral cabinets only]: [x,xx kg]</p> <p>Blowing agent(s): [category, name and GWP of the blowing agent(s)]</p>			
Item	Symbol	Value	Unit
daily energy consumption	E_{daily}	x,xx	kWh
<p>Annual energy consumption</p> <p>[If the cabinet has different compartments working at different temperatures, the annual energy consumption of the integrated unit shall be provided. If separate refrigeration systems provide cooling for separate compartments of the same unit, the energy consumption associated with each sub-system shall also be provided where possible]</p>	AE	x,xx	kWh/a
Energy efficiency index	EEI	x,xx	%
Contact details	Name and address of the manufacturer or its authorised representative.		
<p>The weblink to the manufacturer's website, where the information in point 3(a) Annex II of Regulation (EU) <i>[OP-please insert Regulation number of the accompanying Ecodesign Regulation on refrigerating appliances with a direct sales function]</i> is found:</p>			

2. One product information sheet may cover a number of refrigerating appliances with a direct sales function supplied by the same supplier.
3. The information contained in the product information sheet may be given in the form of a copy of the label, either in colour or in black and white in which case, the information referred to in point 1 or 2 shall also be provided unless it is already displayed on the label.

ANNEX VI

Technical documentation

1. The technical documentation referred to in point 1(d) of Article 3 shall include:
 - (a) the information as set out in point 1 of Annex V;
 - (b) a general description of the refrigerating appliance with direct sales function model, sufficient for it to be unequivocally and easily identified;
 - (c) where appropriate, the references of the harmonised standards applied;
 - (d) where appropriate, any other technical standards and specifications used;
 - (e) where appropriate, identification and signature of the person empowered to bind the supplier;
 - (f) the results of calculations performed in accordance with Annex IV;
 - (g) a list of equivalent models.
2. Where the information included in the technical documentation file for a particular model has been obtained by calculation on the basis of design, or extrapolation from other equivalent model, the documentation shall include details of:
 - (a) such calculations or extrapolations, or both; and
 - (b) tests undertaken by suppliers to verify the accuracy of the calculations undertaken.

ANNEX VII

Information to be provided in visual advertisements, in promotional material, in distance selling except distance selling on the internet

1. In visual advertisements, for the purposes of ensuring conformity with the requirements laid down in point 1(e) Article 3 and point 1(d) of Article 4, the energy class and the range of efficiency classes available on the label shall be shown as set out in point 4 of this Annex.
2. In promotional material, for the purposes of ensuring conformity with the requirements laid down in point 1(f) Article 3 and point 1(d) of Article 4 the energy class and the range of efficiency classes available on the label shall be shown as set out in point 4 of this Annex.
3. Any paper based distance selling shall show the energy class and the range of efficiency classes available on the label as set out in point 4 of this Annex.
4. The energy class and the range of efficiency classes shall be shown, as indicated in Figure 1, with:
 - (c) an arrow containing the letter of the energy class;
 - (d) the colour of the arrow matching the colour of the energy class, and;
 - (e) the range of available efficiency classes.



Figure 1: Coloured arrow example, with range of energy classes indicated

By derogation, if the visual advertisements, promotional material or paper based distance selling is printed in black and white, the colour of the arrow can be in black and white in that visual advertisements, promotional material or paper based distance selling.

5. Telemarketing based distance selling must specifically inform the customer of the energy class of the product and of the range of energy efficiency classes available on the label, and that the consumer can access the full label and the product information sheet through a free access website, or by requesting a printed copy.
6. For all the situations mentioned in points 1 to 3, it must be possible for the customer to access the full label and the product information sheet through a link to the product database website, or by requesting a printed copy.

ANNEX VIII

Information to be provided in the case of distance selling through the Internet

1. The appropriate label made available by suppliers in accordance with point 1(g) of Article 3 shall be shown on the display mechanism in proximity to the price of the product. The size shall be such that the label is clearly visible and legible and shall be proportionate to the size specified in point 3 of Annex III. The label may be displayed using a nested display, in which case the image used for accessing the label shall comply with the specifications laid down in point 3 of this Annex. If nested display is applied, the label shall appear on the first mouse click, mouse roll-over or tactile screen expansion on the image.
2. The image used for accessing the label in the case of a nested display shall:
 - (a) be an arrow in the colour corresponding to the energy efficiency class of the product on the label;
 - (b) indicate the energy efficiency class of the product on the arrow in white in a font size equivalent to that of the price; and
 - (c) have one of the following two formats:



3. In the case of a nested display, the sequence of display of the label shall be as follows:
 - (a) the image referred to in point 2 of this Annex shall be shown on the display mechanism in proximity to the price of the product;
 - (b) the image shall link to the label;
 - (c) the label shall be displayed after a mouse click, mouse roll-over or tactile screen expansion on the image;
 - (d) the label shall be displayed by pop up, new tab, new page or inset screen display;
 - (e) for magnification of the label on tactile screens, the device conventions for tactile magnification shall apply;
 - (f) the label shall cease to be displayed by means of a close option or other standard closing mechanism;
 - (g) the alternative text for the graphic, to be displayed on failure to display the label, shall be the energy efficiency class of the product in a font size equivalent to that of the price.
4. The appropriate product information sheet made available by suppliers in accordance with point 1(b) of Article 3 shall be shown on the display mechanism in proximity to the price of the product. The size shall be such that the product information sheet is clearly visible and legible. The product information sheet may be displayed using a nested display or by referring to the product database established under Regulation (EU) 2017/1369, in which case the link used for accessing the product information sheet shall clearly and legibly indicate 'Product information sheet'. If a nested display is used, the product information sheet shall appear on the first mouse click, mouse roll-over or tactile screen expansion on the link.

ANNEX IX

Verification procedure for market surveillance purposes

The verification tolerances set out in this Annex relate only to the verification of the measured parameters by Member State authorities and shall not be used by the supplier as an allowed tolerance to establish the values in the technical documentation. The values and classes on the label or in the product fiche shall not be more favourable for the supplier than the values reported in the technical documentation.

When verifying the compliance of a product model with the requirements laid down in this Regulation, the authorities of the Member States shall apply the following procedure:

- (1) The Member State authorities shall verify one single unit of the model.
- (2) The model shall be considered to comply with the applicable requirements if:
 - (a) the values given in the technical documentation pursuant to point 3 of Article 3 of Regulation (EU) 2017/1369 (declared values), and, where applicable, the values used to calculate these values, are not more favourable for the supplier than the corresponding values given in the test reports; and
 - (b) the values published on the label and in the product information sheet are not more favourable for the supplier than the declared values, and the indicated energy efficiency class is not more favourable for the supplier than the class determined by the declared values; and
 - (c) when the Member State authorities test the unit of the model, the determined values (the values of the relevant parameters as measured in testing and the values calculated from these measurements) comply with the respective verification tolerances as given in Table 11.
- (3) If the results referred to in points 2(a) or (b) are not achieved, the model and all models that have been listed as equivalent refrigerating appliance with a direct sales function models in the supplier's technical documentation shall be considered not to comply with this Regulation.
- (4) If the result referred to in point 2(c) is not achieved, the Member State authorities shall select three additional units of the same model for testing. As an alternative, the three additional units selected may be of one or more different models that have been listed as equivalent models in the supplier's technical documentation.
- (5) The model shall be considered to comply with the applicable requirements if for these three units, the arithmetical mean of the determined values complies with the respective tolerances given in Table 11.
- (6) If the result referred to in point 5 is not achieved, the model and all models that have been listed as equivalent refrigerating appliance with a direct sales function models in the supplier's technical documentation shall be considered not to comply with this Regulation.
- (7) The Member State authorities shall provide all relevant information to the authorities of the other Member States and to the Commission without delay once a decision has been taken on the non-compliance of the model according to points 3 and 6.

The Member State authorities shall use the measurement and calculation methods set out in Annex IV.

The Member State authorities shall only apply the verification tolerances that are set out in Table 11 and shall only use the procedure described in points 1 to 7 for the requirements referred to in this Annex. No other tolerances, such as those set out in harmonised standards or in any other measurement method, shall be applied.

Table 11: Verification tolerances for measured parameters

Parameters	Verification tolerances
Net volume, gross volume or TDA	The determined value shall not be more than 3 % or 1 l lower – whichever is the greater value – than the declared value.
<i>AE</i>	The determined value shall not be more than 10 % higher than the declared value.