



The Swedish Emissions Registry Team (EU ETS)

Swedish Energy Agency

Tel. +46 16 544 23 00, Monday and Wednesday 9.00-12.00 CEST

euets@swedishenergyagency.se

Guide for Verifying Compliance in the Union Registry

Introduction

This guide describes how an authorised representative can verify that a specific account in the Union Registry has fulfilled its obligations under the EU Emissions Trading System (EU ETS). The guide applies to all operators with reporting obligations in the Union Registry.

To have fulfilled its obligations, **(1)** an authorised representative for the account must have entered the annual emissions, **(2)** a verifier must have approved the emissions figure, and **(3)** the authorised representatives must have surrendered the number of allowances corresponding to the operator’s verified emissions in the Union Registry.

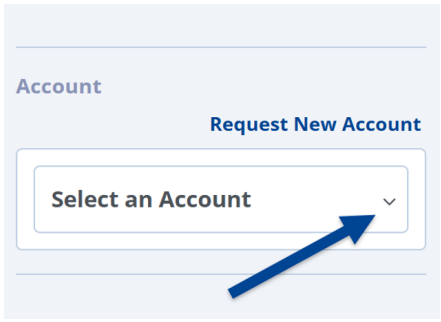
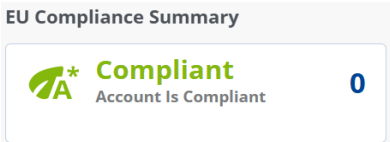
More information


To view additional user manuals or watch instructional videos, go to the [Union Registry help page](#).

You can read more about compliance on the [Swedish Energy Agency's website](#), or visit our help page for more guides and instructions.

If you experience login issues or other problems related to the EU Login app, you can also check the [EU Login user manual](#).

Verify Compliance

Step	Action	Interface
1	Log in to the Union Registry and select the account you want to work with. Select an account in one of the following ways: <ul style="list-style-type: none"> • By clicking the account on the start page; • By selecting the account in the dropdown menu on the left; or • By clicking the three dots on the account card and selecting View account. 	
2	On the right side of the main window you are taken to, a box titled EU Compliance Summary is displayed. If the text is green and the image shows an A , the account is compliant.	

Step	Action	Interface
3	<p>Click Compliance in the left-hand menu. You will then see more information about the account’s compliance status.</p> <p>When the annual emissions have been verified by a verifier, a green check mark appears in the Verified Emissions box.</p> <p>The number of surrendered allowances must correspond to the reported emissions.</p> <p>The compliance figure must be 0. The compliance figure is 0 when the number of surrendered allowances matches the verified emissions. If the figure is negative, you have not surrendered a sufficient number of allowances.</p> <p>The compliance status must be A.</p>	

Explanations for Compliance Status

Status A:

The compliance figure is 0 or any positive number. The number of allowances surrendered until compliance deadline is greater than or equal to verified emissions.

It can also mean that the account is excluded for all years of the current phase and the dynamic compliance status of the previous phase is A.

Status (B):

The compliance figure is a negative number. The number of allowances surrendered until compliance deadline is lower than verified emissions.

Status (C):

Verified emissions for preceding year were not entered until compliance deadline.

Status (-):

Exemption from obligation for the current phase and the compliance status of the previous phase is non-existent or it is “-“.

Status (X):

Entering verified emissions and/or surrendering was impossible due to the allowance surrender process and/or verified emissions update process being suspended for the Member State.

Status (*<Initial status>):

Verified emissions were estimated or corrected by the competent authority.